




POWER OF SIMPLICITY

Add New Tiles in Tally Dashboard Report – 1.0



Alpha Automation Pvt. Ltd.

Head Office

104-The Grand Apurva, Nr. Hotel Fortune Palace,

Nr. Digjam Circle, Airport Road - JAMNAGAR –Gujarat (India)

Phone No. : +91-288-2713956/57/58, 9023726215/16/17/18, 9099908115, 9825036442

Email : mail@aaplautomation.com

Branch Office

Rajkot : 807-Dhanrajni Complex, Nr. Hotel Imperial Palace, Dr. Yagnik Road, RAJKOT (Gujarat).

Gandhidham : 92-GMA Building, 2nd Floor, Plot No. -297, Sector-12B. GANDHIDHAM (Gujarat)

© 2020 Alpha Automation Pvt. Ltd. All rights reserved.

Tally, Tally 9, Tally9, Tally.ERP, Tally.ERP 9, Shoper, Shoper 9, Shoper POS, Shoper HO, Shoper 9 POS, Shoper 9 HO, TallyDeveloper, Tally.Server 9, Tally Developer, Tally. Developer 9, Tally.NET, Tally Development Environment, TallyPrime, TallyPrimeDeveloper, TallyPrime Server, Tally Extender, Tally Integrator, Tally Integrated Network, Tally Service Partner, TallyAcademy & Power of Simplicity are either registered trademarks or trademarks of Tally Solutions Pvt. Ltd. in India and/or other countries. All other trademarks are properties of their respective owners.

Version: Alpha Automation Pvt. Ltd. / Add New Tiles in Tally Dashboard Report /1.0/ Jan -2024

Add New Tiles in Tally Dashboard Report – 1.0

Introduction

With this Add-On User can add below New Tiles in Tally Default Dashboard Report.

1. Party Wise Sales
2. Party Wise Purchase
3. GST Registration Type Wise Sales
4. GST Registration Type Wise Purchase

Benefits

- Useful to get the Business Information Details in Single Screen
- User can configure the tiles as per their requirement.

What's New?

- Compatible with Tally Prime 4.0 and Higher Release

Important!

Take back up of your company data before activating the Add-on.

Once you try/purchase an Add-on, follow the steps below to configure the Add-on and use it.

Installation

1. Copy the TCP file in TallyPrime Folder.
2. Gateway of Tally → F1 (Help) → TDL & Add-on → F4 (Manage Local TDL) → Select Yes in Load TDL on Startup and give the file name of TCP File. After pressing the Enter Key will show TDL Status which should be as Loaded.

System requirements:

No additional hardware / software infrastructure is required for executing and operation this applications module

1. Activate the Add-on.

For TallyPrime Release 1.0

Go to **Gateway of Tally → F1: Help → TDL & Add-On → F6: Add-On Features**. Alternatively, you may press **CTRL + ALT + T** from any menu to open TDL Management report and then press **F6: Add-On Features**

Set **“Yes”** to the option “Enable Add New Tiles in Tally Dashboard Report?”

Add-On Features

Enable Add New Tiles in Tally Dashboard Report ? **Yes**
Set / Alter Configuration : **Yes**

Accept ?
Yes or No

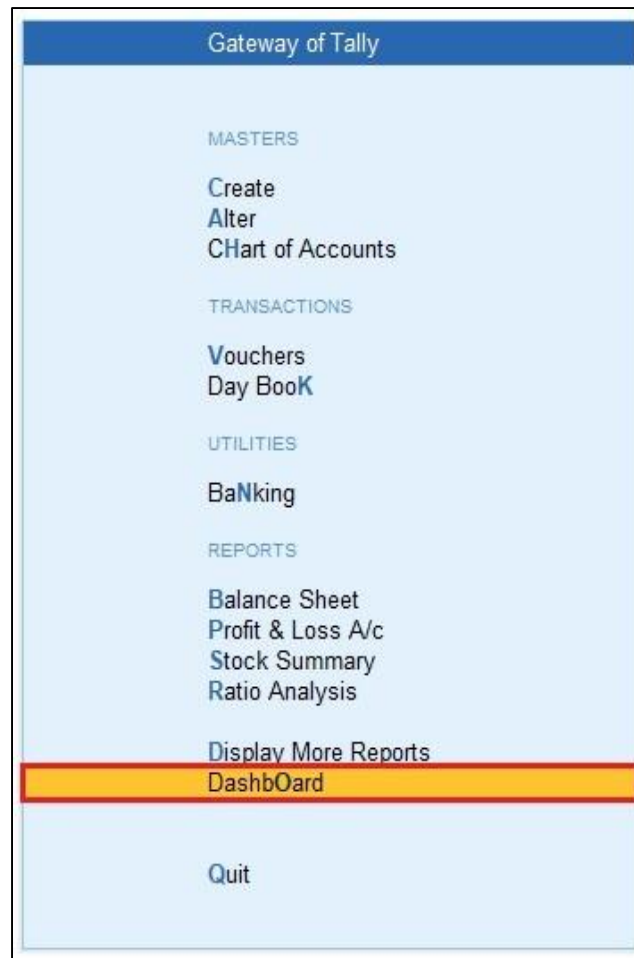
Set or Configure following tiles you want to add in dashboard as shown below.

:: Configuration ::

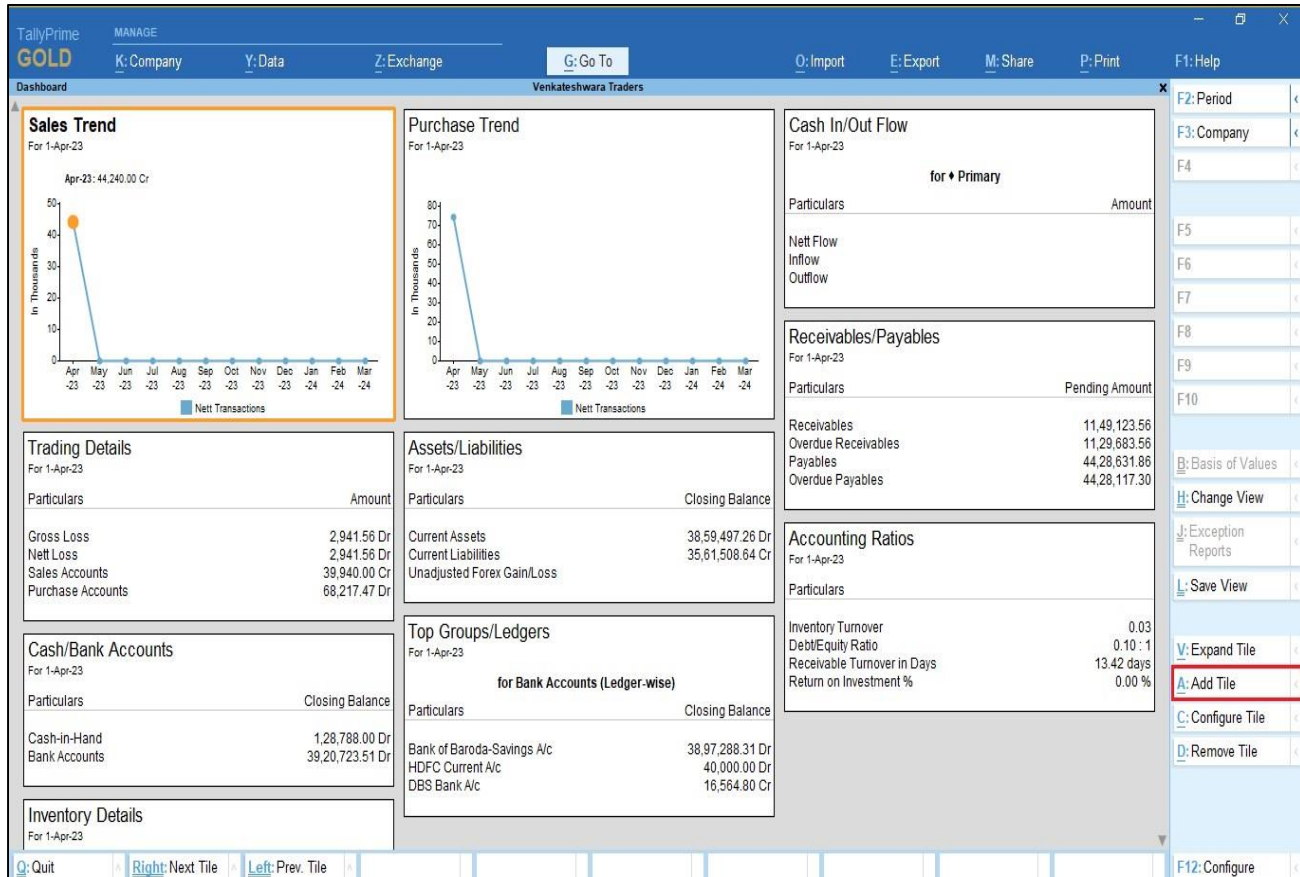
Party Wise Sales & Purchase Amount ? **Yes**
GST Registration Type Wise Sales & Purchase ? **Yes**

Detailed User Guide:

1. Go to Gateway of Tally → Dashboard



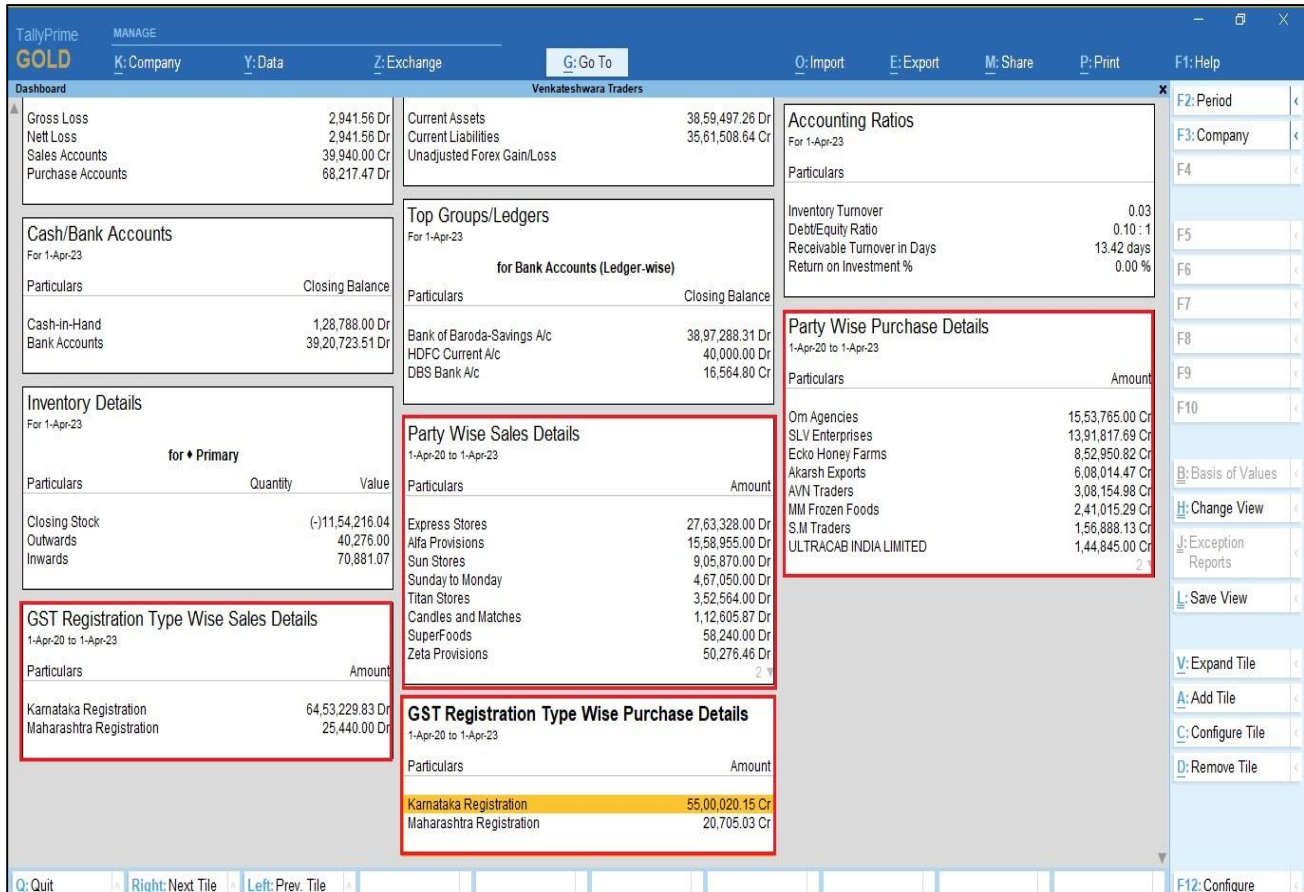
2. On selecting Dash Board, report will be shown below click on add tile button.



3. There are new options under Custom Report i.e. Party wise Sales and Purchase details and GST Registration type wise sales and purchase details.



4. Select tile which you want in dashboard from above menu and it will Display in in dashboard as shown below.



TallyPrime GOLD | MANAGE | K: Company | Y: Data | Z: Exchange | G: Go To | O: Import | E: Export | M: Share | P: Print | F1: Help

Dashboard | Venkateshwara Traders

Particulars	Amount
Gross Loss	2,941.56 Dr
Nett Loss	2,941.56 Dr
Sales Accounts	39,940.00 Cr
Purchase Accounts	68,217.47 Dr

Cash/Bank Accounts | For 1-Apr-23

Particulars	Closing Balance
Cash-in-Hand	1,28,788.00 Dr
Bank Accounts	39,20,723.51 Dr

Inventory Details | For 1-Apr-23

Particulars	Quantity	Value
Closing Stock	(-)11,54,216.04	
Outwards	40,276.00	
Inwards	70,881.07	

Party Wise Sales Details | 1-Apr-20 to 1-Apr-23

Particulars	Amount
Express Stores	27,63,328.00 Dr
Alfa Provisions	15,58,955.00 Dr
Sun Stores	9,05,870.00 Dr
Sunday to Monday	4,67,050.00 Dr
Titan Stores	3,52,564.00 Dr
Candles and Matches	1,12,605.87 Dr
SuperFoods	58,240.00 Dr
Zeta Provisions	50,276.46 Dr

Party Wise Purchase Details | 1-Apr-20 to 1-Apr-23

Particulars	Amount
Om Agencies	15,53,765.00 Cr
SLV Enterprises	13,91,817.69 Cr
Ecko Honey Farms	8,52,950.82 Cr
Akarsh Exports	6,08,014.47 Cr
AVN Traders	3,08,154.98 Cr
MM Frozen Foods	2,41,015.29 Cr
S.M Traders	1,56,888.13 Cr
ULTRACAB INDIA LIMITED	1,44,845.00 Cr

GST Registration Type Wise Sales Details | 1-Apr-20 to 1-Apr-23

Particulars	Amount
Karnataka Registration	64,53,229.83 Dr
Maharashtra Registration	25,440.00 Dr

GST Registration Type Wise Purchase Details | 1-Apr-20 to 1-Apr-23

Particulars	Amount
Karnataka Registration	55,00,020.15 Cr
Maharashtra Registration	20,705.03 Cr

Q: Quit | Right: Next Tile | Left: Prev. Tile | F12: Configure

5. You can configure tile as per your requirement by clicking configure tile button as shown below.

Tile Configuration

Name of Tile	: Party Wise Sales Details		
Sorting Method	: Amount (Decreasing)	→	<div style="border: 1px solid black; padding: 5px;"> Sorting Method Alphabetical (A to Z) Alphabetical (Z to A) Amount (Decreasing) Amount (Increasing) </div>
No. of Ledgers to Display	: 10	→	<div style="border: 1px solid black; padding: 5px;"> Only selected no of ledger will display </div>
Display type	: Data Only	→	
Graph Type	: Bar		
Scale Factor	: Default		
Position of Tile	: 12 of 12		

Display Types
 Data Only
 Graph Only
 Data & Graph

**6. You can view in vertical format also → change the view → vertical
Selected tiles will be display as shown below.**

TallyPrime
GOLD

MANAGE
K: Company
Y: Data
Z: Exchange
G: Go To

O: Import
E: Export
M: Share
P: Print
F1: Help

Dashboard - Dashboard - My View
Venkateshwara Traders

Party Wise Purchase Details
1-Apr-20 to 1-Apr-23

Particulars	Amount
Aanand Footers	53,760.00 Cr
Akarsh Exports	6,08,014.47 Cr
Alpha Infotech	251.34 Cr
Anup and Co	120.00 Cr
A to Z Stationers	514.56 Cr

Party Wise Sales Details
For 1-Apr-23

Particulars	Amount
Indus Stores	19,440.00 Dr
Aanand Footers	18,544.00 Dr
Anup and Co	6,000.00 Dr
Alpha Infotech	256.00 Dr

GST Registration Type Wise Sales Details
For 1-Apr-23

Particulars	Amount
Karnataka Registration	18,800.00 Dr
Maharashtra Registration	25,440.00 Dr

GST Registration Type Wise Purchase Details
For 1-Apr-23

Particulars	Amount
Karnataka Registration	54,011.34 Cr
Maharashtra Registration	20,705.03 Cr

F2: Period

F3: Company

F4

F5

F6

F7

F8

F9

F10

B: Basis of Values

H: Change View

J: Exception Reports

L: Save View

V: Expand Tile

A: Add Tile

C: Configure Tile

D: Remove Tile

F12: Configure

FAQ

Which version/release of TallyPrime does the add-on support?

This add-on will work only from Tally Prime Release 4.0 onwards.

How will I get support for this add-on?

For any functional support requirements please do write to us on mail@aaplautomation.com or call us at +91-288-2713956/57/58, +91-9023726215/16, 9099908115, 9825036442.

If I need some enhancements / changes to be incorporated for the add-on, whom should I contact?

Please to write to us on mail@aaplautomation.com with your additional requirements and we will revert to you in 24 hours.

Will new features added be available to us?

We offer one year availability of all support and new features free of cost. After one year, nominal subscription cost will be applicable to you to continue to get free support and updates.

What will happen after one year?

There is no fixed annual charge to be payable mandatory. However if any changes are required in our Add-On to make compatible with New Release of TallyPrime then the modification Charges will be applied.

I am using a multi-site. Can I use the same Add-on for all the sites?

No, one Add-on will work only for 1 site. You need to purchase again if you want to use the same Add-on for more sites.

TDL Management screen shows errors with the Add-on. What do I do?

Check whether the error is because of the Add-on or because of clashes between 2 TDLs

(An add-on is also a TDL). In case of clashes, disable one or more TDLs and check which TDL has the error. If the Add-on has a problem, you can report it to us.

My Tally went into educational mode after installing the add-on. What do I do?

Go into **Gateway of Tally → Press F1 (Help) → TDL & Add-on → Press F4** and remove the Add-on from the list and Restart Tally.